

BOCI-Prudential Asset Management

An Easy Journey to Embrace the New MPF Milestone



eMPF Platform* Commenced Operation

BOCI-Prudential Asset Management Provides Comprehensive Support

The eMPF (eMPF) Platform has officially commenced operation. To support the digital transformation of Mandatory Provident Fund (MPF), BOCI-Prudential Asset Management is working closely with our business partners to provide clients with comprehensive support, so as to facilitate everyone to seamlessly enter the new era of MPF.

We are also collaborating with the eMPF Platform's outreach service team to organize free online and/or in-person seminars to assist clients in gaining a more detailed understanding of the eMPF Platform. Furthermore, we will provide timely updates and information relating to the eMPF Platform to facilitate clients in making a smooth transition to the eMPF Platform.

Please scan the QR codes below to visit BOCI-Prudential Asset Management's eMPF Platform information webpage and FACEBOOK page for more information. If you have any questions about the eMPF Platform, please schedule an appointment with BOCI-Prudential Asset Management via the QR code.

eMPF Platform information
webpage of BOCI-Prudential
Asset Management^



FACEBOOK page of
BOCI-Prudential
Asset Management^



Appointment service of
BOCI-Prudential
Asset Management^







Benefits of eMPF Platform

The eMPF Platform offers a one-stop electronic platform service, allowing employers and scheme members to manage their MPF accounts in different MPF schemes anytime and anywhere through the eMPF web portal or mobile app. The benefits of the eMPF Platform include:

Employers







-  Make MPF contributions with different e-payment options
-  Automate calculation of MPF contributions
-  Receive e-reminders of MPF contribution due dates
-  Reduce paper work and human errors

Scheme Members



For MPF accounts which have onboarded the eMPF Platform:

-  View account balance and manage all accounts via a one-stop platform
-  Consolidate accounts and alter investment portfolio anytime anywhere
-  Make voluntary contributions in a breeze
-  Apply for withdrawal of MPF under different MPF schemes in one go

Whether you are an employer or a member of MPF scheme, you should register on the eMPF Platform at the appropriate time after receiving the eMPF communication pack in order to enjoy the new one-stop electronic MPF management experience!



eMPF
Mobile App

Employers : eMPF Registration Procedures



eMPF
Web Portal

1



e-Identity Verification

- Select "Employer" on the registration page and choose the e-Identity verification method: either via the "iAM Smart" mobile app or scan the HKID card and proceed to facial recognition

2



Fill in Information

- Fill in the personal particulars of Company Authorized Person
- Fill in Company Identification information, including the eMPF activation code

3



Upload Supporting Documents

- "Company Authorized Person" Appointment Form
- Company Business Registration (BR)/Certificate of Incorporation (CI)/MPF scheme correspondence

4



eMPF Activation

- Upon receipt of the registration application, the eMPF Platform will send a notification to the Company Authorized Person by email/SMS within two working days for activating the account
- Upon receipt of the notification for eMPF activation, the Company Authorized Person may conduct the identity verification and create a username and password via the eMPF web portal or mobile app so as to complete the eMPF activation process

Members : eMPF Registration Procedures



eMPF
Web Portal

1



e-Identity Verification

- Select "Member" on the registration page and choose the e-Identity verification method: either via the "iAM Smart" mobile app or scan the HKID card and proceed to facial recognition

2



Fill in Personal Information

- Fill in personal information, including mobile phone number, email address, correspondence address and preferred way of communication, etc

3



Create eMPF Username & Password

- Upon receipt of an eMPF ID, click "Activate Now" to create the eMPF username and password

Note: Member's account details will only be available after the relevant MPF scheme has onboarded the eMPF Platform.

More Information



eMPF Website

Employer



Tutorial



FAQs

Member



Tutorial



FAQs

* The eMPF Platform is built and operated by the eMPF Platform Company Limited, a wholly owned subsidiary of the Mandatory Provident Fund Schemes Authority.

^ BOCI-Prudential Asset Management's webpage and FACEBOOK page have not been reviewed by the SFC.

This document is for informational and reference purposes only. For details about the eMPF Platform, please scan the QR codes above to visit the relevant webpages.

The above information is based on sources believed to be reliable and has not been independently verified. BOCI-Prudential Asset Management Limited makes no representation, warranty or undertaking, whether express or implied, in relation to the information, and will not be responsible for damages arising out of any person's reliance upon such information. The above information reflects the situation at its original date of publication and is subject to change without notice.

This document is issued by BOCI-Prudential Asset Management Limited and has not been reviewed by the SFC.